


REFLEX DECO™

THE PERFECT HEAT TRANSFER FILM FOR FASHION PERSONALISATION WITH REFLECTIVE EFFECTS

Looking to bring reflective effect to your textiles supports ? Reflex Deco is a perfect flex for fashion garments and accessories personalisation.

Fashion accessories




Product description

- ✓ Highly resistant to friction thank its thickness.
- ✓ Long durability.
- ✓ Available in 5 different colours:




Green 492



Black 498



Red 493



Blue 491



Yellow 494

Application key points

- ✓ Easy to cut.
- ✓ Very easy to weed → saves production time.
- ✓ Recommended for small and medium design such as lettering, numbers and geometrical forms.

Usage benefits

- ✓ Recommended for fashion accessories or sportswear equipment.

SPECIFICATIONS

Composition	Average Thickness	Carrier	Dimensions
Reflective PU	200 µm	Transparent Polyester	50 cm x 10 m

APPLICATION INSTRUCTIONS

Applies on	Cutting	Application Temp. & Duration
Cotton Polyester Acrylic Cotton/Polyester blends without repellent treatment	Use a Flex Blade 45°	<u>1st press:</u> 160°C – 3 s 320°F – 3 s <u>2nd press:</u> 160°C – 15 s 320°F – 15 s

Pressure	Peeling
Medium	Hot

Step 1 – Cutting

Set up the cutting of your heat transfer film in mirror mode and use a standard flex blade of 45°.

Step 2 – Weeding

Remove the excess of material (easy weeding).

Step 3 – Application

Position your design on the textile and press it with a Sefa DUPLEX/ROTEX or equivalent at 160°C/320°F for 3 seconds, with a medium pressure, peel the backing when hot and then heat press at 160°C/320°F for 15 seconds protected by a silicone paper.

Step 4 – Peeling

Peel the material while hot.

NOTE: We highly recommend you to perform tests before launching a production.

CARE AND MAINTENANCE RECOMMENDATIONS

Washing	Ironing	Tumble-dry	Dry cleaning
Up to 40°C/104°F	On reverse side only	Yes	Yes

Storage life	Storage Temperature & Lightning	Position
Up to 1 year	Dry room with 15°C-30°C/ 59°F-86°F	Away from sunlight Vertical Position

Care and maintenance:

- ✓ Always respect the garments' instructions.
- ✓ Wait 24 hours after the application before the first wash.
- ✓ Avoid the use of aggressive products.

Washing recommendations:

- ✓ Respect the textile recommendations.
- ✓ Preferably inside out to extend the design's life.
- ✓ Do not bleach.